

Low Intensity Accessory Instruction Sheet

90° Tube Elbow Installation Specifications (P/N: E6/DB-E6)

IMPORTANT! With the exception of LD and LS Series model heaters, one section of baffle **must** be removed if heater is installed with an elbow accessory fitting. **Do not** remove baffle section on LD or LS Series heaters regardless of unit configuration.

⚠ WARNING

The top clearance to combustibles is 18 inches when an elbow fitting (P/N: E6/DB-E6) is installed without a reflector cover (P/N: RE).

Kit Contents

- (1) 90° Elbow Fitting
- (1) Tube Clamp
- (1) Wire Hanger
- (2) Reflector End Caps
- (8) Reflector End Cap Clips

Note: Reflector Fitting (P/N: RE) is not included. Reference warning below.

Figure 1 • Heater Installed with Elbow Fitting (P/N: E6/DB-E6)

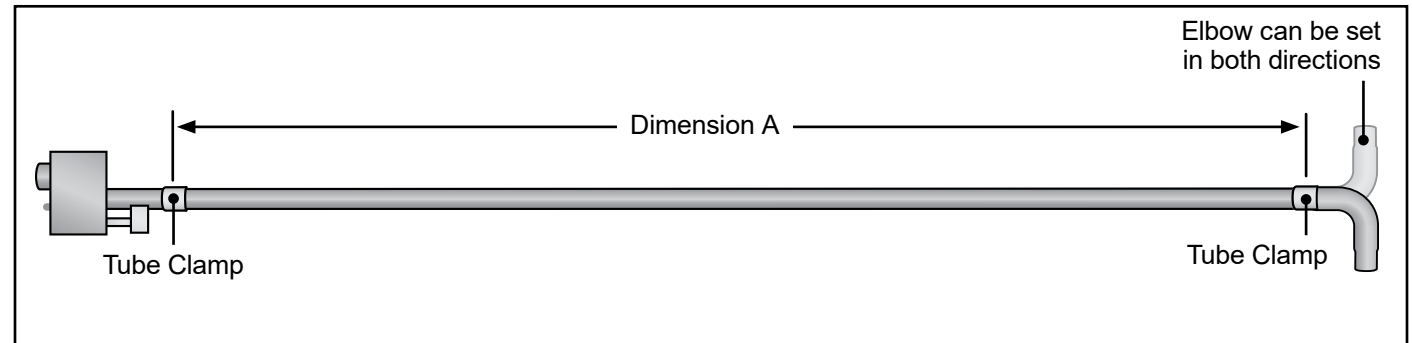


Figure 2 • 4" Elbow Fitting Dimensions

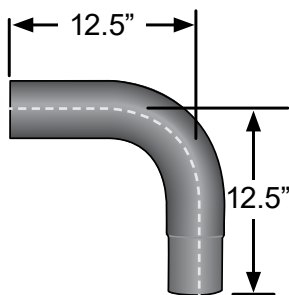


Figure 3 • 3" Elbow Fitting Dimensions

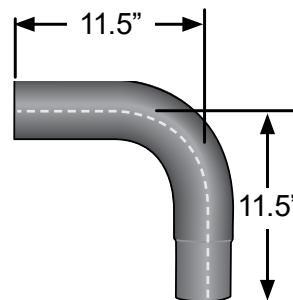


Chart 1 • Minimum Distance From Burner to Elbow

Model BTU/H Range	Dimension A
25,000 to 30,000	N/A
40,000 to 100,000	10 ft.
110,000 to 125,000	15 ft.
130,000 to 175,000	20 ft.
200,000	25 ft.