

BAH SERIES

MEDIUM-WAVE ELECTRIC INFRARED SPACE HEATERS


RE-VERBER-RAY®

by Detroit Radiant Products Company



The BAH provides an option for low output, low clearance to combustible areas that values aesthetics in their application.

Electric infrared heaters are the cleanest method of heating, taking nothing from the air and adding nothing to the air. They produce heat by running an electric current through a high-resistance element. BAH series heaters are ideal for low output, low clearance to combustible areas, and in applications where gas and/or ventilation is not available or impractical.



PRODUCT FEATURES

- Voltage inputs of 120, 208, 240, and 575
- Six models available ranging from 0.5 kW to 4.0 kW
- Pollution free - no venting required
- 1 year limited warranty
- ETL Certified


BENEFITS OF HEATING WITH INFRARED

- Superior Comfort
- Indoor Air Quality
- Reduced Energy Consumption
- Flexibility
- Durability
- Even Heat Distribution

BAH SERIES

MEDIUM-WAVE ELECTRIC INFRARED SPACE HEATER

PRODUCT SPECIFICATIONS



Input Range:
120, 208, 240, and 575 Volts



Limited Warranty:
All Components - 1 year



Lengths:
18-in to 60-in



Electrical:
.5 kW to 4.0 kW



Lamp Elements:
.5 I.D. drawn Quartz with high temperature ceramic end caps

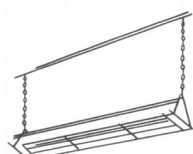


Certification:
CSA

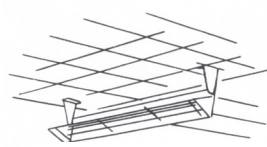
AVAILABLE BAH MODELS & CLEARANCES

MODEL #	VOLTS	kW	WATTS	AMP	BTU/h	LENGTH	WIDTH	HEIGHT	SHIP WEIGHT	CLEARANCES TO COMBUSTIBLES* (INCHES)	MOUNTING ANGLE	SIDE	TOP	BELOW
BAH-18-A-05	120	0.5	500	4.2	1,700	18"	6.75"	6.4"	8 lbs.		0°	18"	12"	24"
BAH-25-A-10	120	1.0	1,000	8.3	3,400	25"	6.75"	6.4"	10 lbs.	18"		12"	24"	
BAH-25-B-10	208	1.0	1,000	4.8	3,400	25"	6.75"	6.4"	10 lbs.	18"		12"	24"	
BAH-25-C-10	240	1.0	1,000	4.2	3,400	25"	6.75"	6.4"	10 lbs.	18"		12"	24"	
BAH-35-A-17*	120	1.7	1,750	14.0	5,900	35"	6.75"	6.4"	13 lbs.	18"		12"	24"	
BAH-35-B-17*	208	1.7	1,750	8.3	5,900	35"	6.75"	6.4"	13 lbs.	18"		12"	24"	
BAH-35-C-17*	240	1.7	1,750	7.0	5,900	35"	6.75"	6.4"	13 lbs.	18"		12"	24"	
BAH-45-B-25*	208	2.5	2,500	12.0	8,500	45"	6.75"	6.4"	16 lbs.	18"		12"	24"	
BAH-45-C-25*	240	2.5	2,500	10.0	8,500	45"	6.75"	6.4"	16 lbs.	18"		12"	24"	
BAH-60-B-30 †*	208	3.0	3,000	14.0	10,200	60"	6.75"	6.4"	20 lbs.	18"		12"	24"	
BAH-60-C-30 †*	240	3.0	3,000	12.0	10,200	60"	6.75"	6.4"	20 lbs.	18"		12"	24"	
BAH-60-C-40 †*	240	4.0	4,000	16.5	13,500	60"	6.75"	6.4"	20 lbs.	18"		12"	24"	
BAH-60-D-40 †	575	4.0	4,000	7.0	13,500	60"	6.75"	6.4"	20 lbs.	18"		12"	24"	

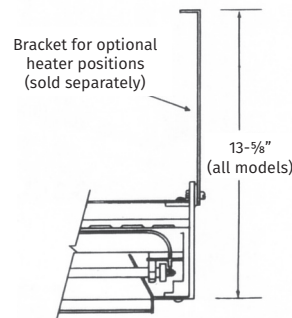
† Truckline Only
* Stocked Unit




CHAIN MOUNTING



CEILING OR WALL SURFACE MOUNTING



Always maintain the published clearances to combustibles. **Not for residential use.** Clearances published in BAH series manual and on warning label supersede data shown on this brochure.



21400 Hoover Road, Warren, Michigan 48089 USA
+1.586.756.0950 | sales@drp-co.com

www.REVERBERRY.com



Form No. LABEL_2M-0617 (GE)

