

Thermostat Instruction Sheet

Designer Series Premier Two Stage Patio Controller

See manufacturer's instructions for specific information or requirements.

TH-DSTS1 Specifications

Operation: Two stage options.

Purpose: Operation of appliances with high/low switching in two stage and positive off.

Electrical Rating: 24 V switching, 10 A max. per switch.

Contact Action: Close on manual activation.

Dimensions: 3.0" W x 4.75" H x 2.625" D

Figure 1 • TH-DSTS1 Controller



Installation Instructions

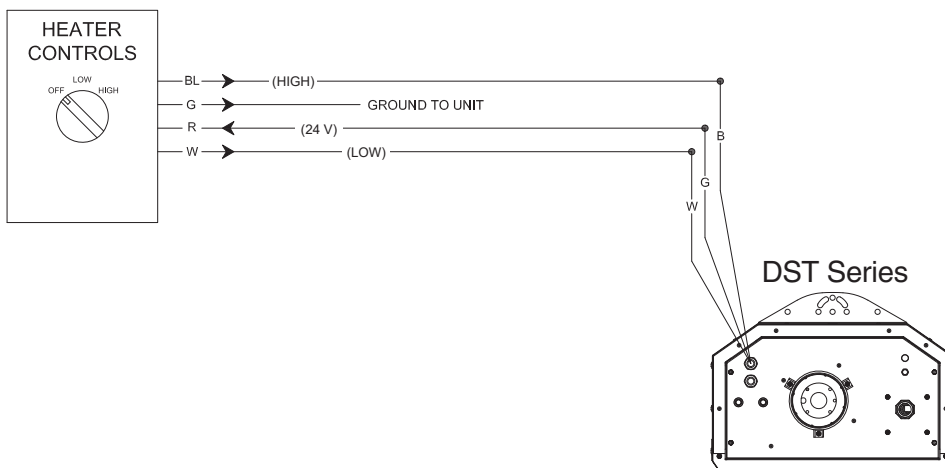
WARNING



To avoid electrical shock or damage to equipment, disconnect all power before installing or servicing.

Must be mounted to an electrical junction box suitable for the application.

Figure 2 • Two Stage Wiring for Single Heater (TH-DSTS1)

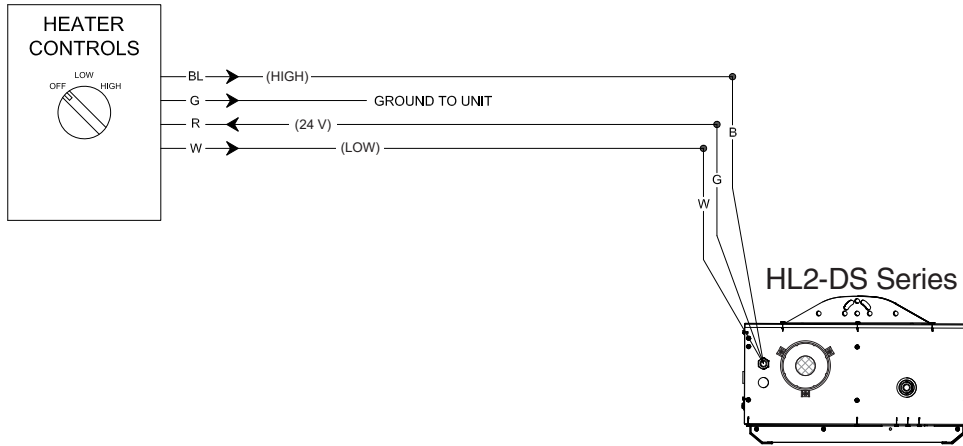


Thermostat Instruction Sheet

Designer Series Premier Two Stage Patio Controller

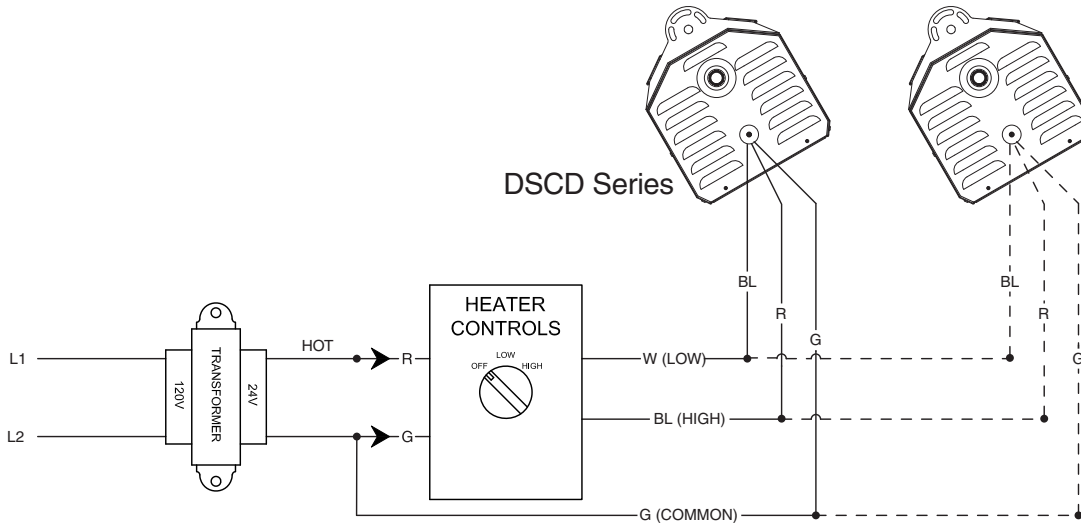
See manufacturer's instructions for specific information or requirements.

Figure 3 • Two Stage Wiring for Single Heater (TH-DSTS1)



NOTE: For two stage wiring for multiple HL2-DS series heaters, reference the HL2-DS Series Installation Manual.

Figure 4 • Two Stage Wiring for Multiple DSCD Series Heaters (TH-DSTS1)



NOTE: Transformers are field supplied and transformer sizing is dependent upon the quantity of heaters.