

Low Intensity Accessory Instruction Sheet

Condensate Kit Installation (P/N: V-CT-V, V-CT-H and V-CN)

Note: For use with HLV series heaters that are horizontally vented. For vertical venting, refer to page 2.

Kit Contents

- (A) **V-CT-V** - Condensate trap and drain hose for vertical venting
Includes: Trap, 24" drain hose, hose clamps, and zip tie
- (B) **V-CT-H** - Condensate trap and drain hose for horizontal venting
Includes: Trap, 24" drain hose, hose clamps, and zip tie
- (C) **V-CN** - Condensate neutralization kit

Figure 1 • Kit Contents

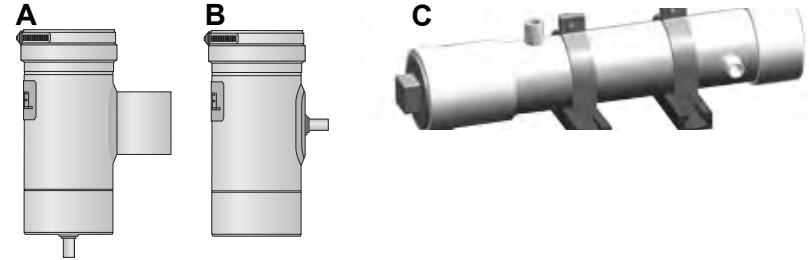
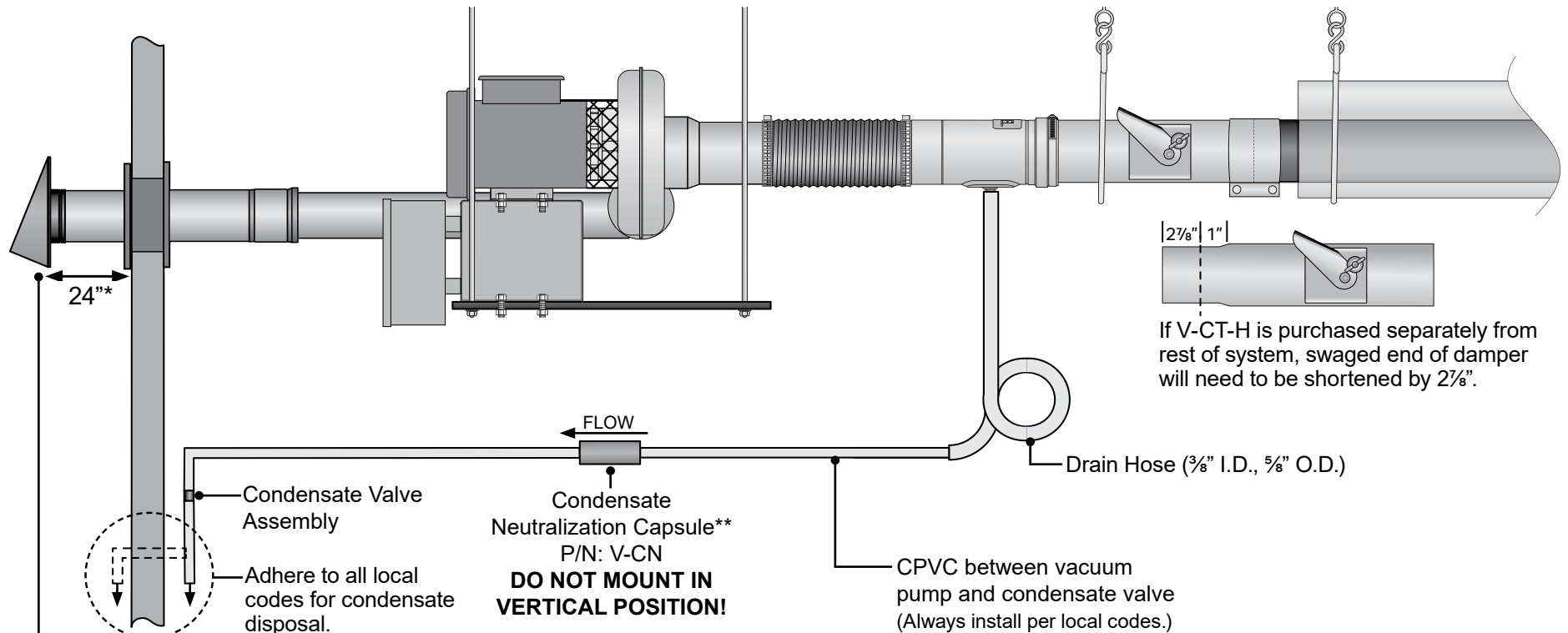


Figure 2 • Horizontal Venting with Condensate Trap and Neutralization Kit



*On condensing vacuum systems it is recommended to extend at least 24 in. past building to avoid potential building discoloration.

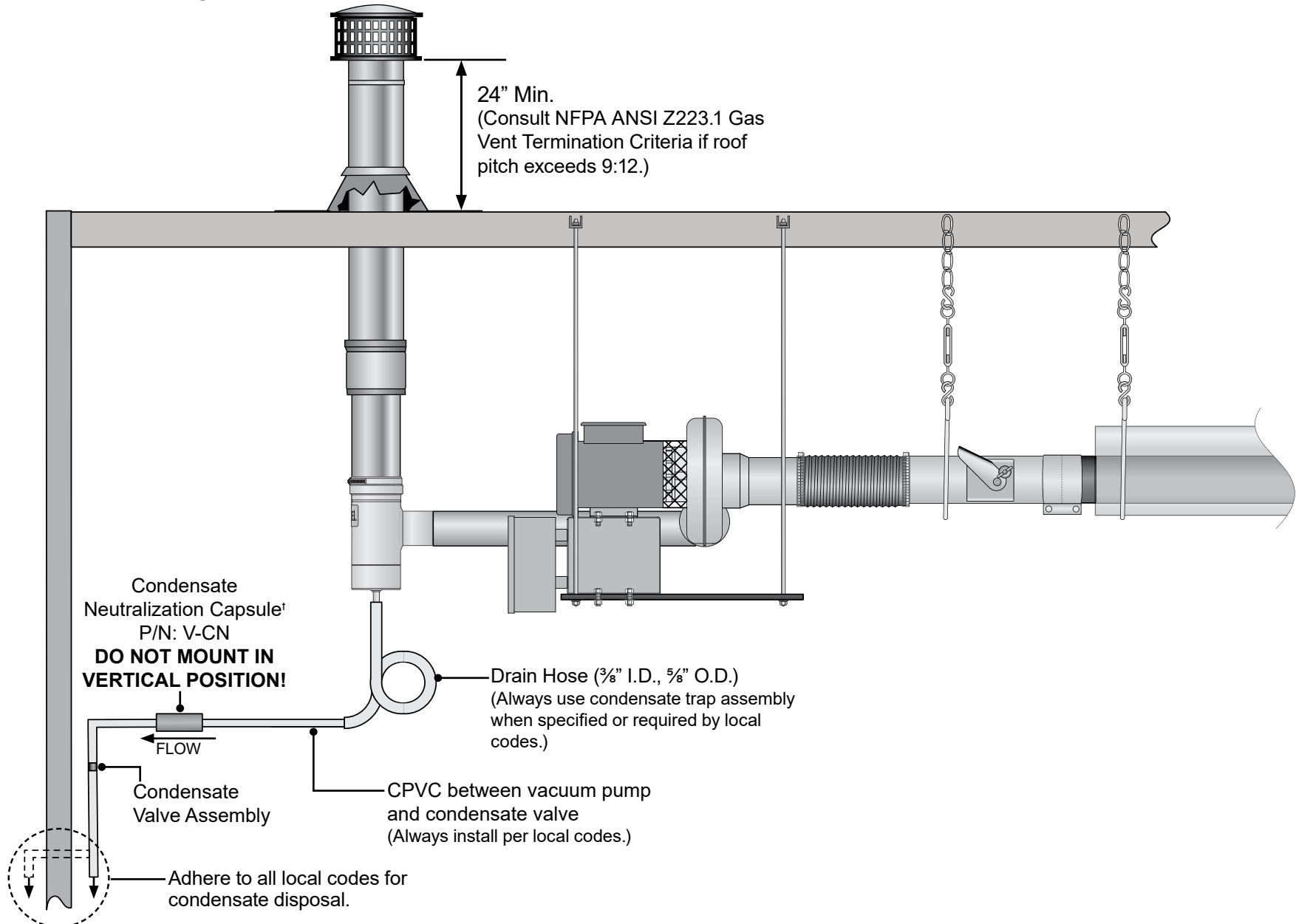
** For specific installation instructions, refer to the condensate neutralization kit manufacturer's installation guide.

Low Intensity Accessory Instruction Sheet

Condensate Kit Installation (P/N: V-CT-V, V-CT-H and V-CN)

Note: For use with HLV series heaters that are vertically vented. For horizontal venting, refer to page 1.

Figure 3 • Vertical Venting with Condensate Trap and Neutralization Kit



† For specific installation instructions, refer to the condensate neutralization kit manufacturer's installation guide.